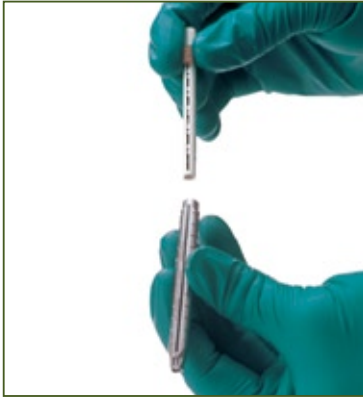
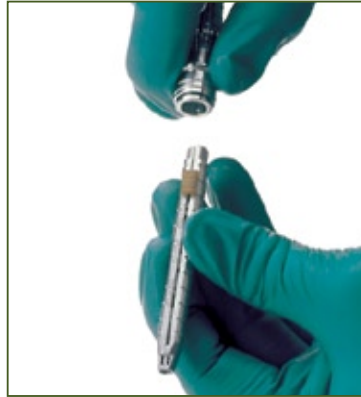


RapidFire® Application Guidelines



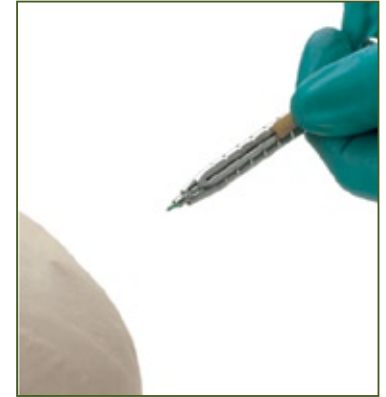
Step 1

Load sterile clip into blade



Step 2

Connect blade onto driver by pulling back on driver engagement and inserting end



Step 3

Advance screw by pushing button forward to first notch




Step 4

Implant screw



Step 5

Disengage screw by tilting the blade to one side



Step 6

Discard blade by advancing next screw